









Florida State University Technology Guide

Platform	Purpose
MyFSU 	Your gateway to important online tools like academics, financial aid, and student accounts. Through myFSU you can connect to Canvas, Campus Connect, your student email and much more!
Student Central 	Student Central is available through myFSU. Student Central is the best way to manage your academic life online! You can add/drop classes, change your address and phone number, view your transcripts, financial aid, academic requirements report, and much more!
Microsoft Outlook 	<p>Microsoft Outlook is the university’s official email communication platform. To access your Microsoft Outlook, you can go to your myFSU, download the Microsoft Outlook app on your computer or mobile device, or log in online at http://www.outlook.com/fsu.edu.</p> <p>It is best practice is to check your email at least three times a day—in the morning, the afternoon, and at the end of the day—so you do not miss anything important or time-sensitive.</p> <p>Did you know you could sync your Canvas calendar with your Outlook, iCal, or Google calendar? Check out the hyperlinks for more information.</p>
Campus Connect 	<p>To schedule appointments with an academic advisor, tutor, or reserve a study room, go to Campus Connect located in your myFSU. You can also access the notes from your advising session in the platform*.</p> <p>*Please note that not all academic advisors use Campus Connect to manage appointments. If you do not see your advisor in Campus Connect, visit Advisor Search to find your advisor’s contact information.</p>
Canvas 	<p>Canvas is the official learning management system for your courses. Each course site will have your syllabus, course materials, assignments, grades, and announcements. You can access Canvas through myFSU or canvas.fsu.edu. Make sure to check your notification settings to ensure course announcements are also emailed to you so you don’t miss time sensitive course info.</p> <p>Please note you cannot add or drop courses through Canvas. To drop a course, go to Student Central located in your myFSU.</p>

<p>Zoom</p> 	<p>Video conferencing software that may be used to meet with University staff members or peers for group projects. In some instances, Zoom may also be used for flex or synchronous online courses. You can access your Zoom account through myFSU or by going to fsu.zoom.us.</p>
<p>myFSUvLab</p> 	<p>Florida State University provides access to various software and apps at no charge to students! To access the available apps, use your FSU login at myfsuvlab.its.fsu.edu. After logging in, click on “APPS” and have fun!</p>
<p>DocuSign</p> 	<p>DocuSign is a cloud-based electronic signature service that allows users to easily send, sign, and store documents, contracts, and other agreements in a secure, online location. Various entities on-campus use the platform to obtain your signature in a convenient way.</p>
<p>Duo Security 2FA</p>	<p>Students are required to use two-factor authentication (2FA). Duo prevents unauthorized access to your FSU accounts. You can set it up to prompt you every 30 days instead of each time you log in to one of the FSU platforms. For more information, visit https://its.fsu.edu/2fa.</p>